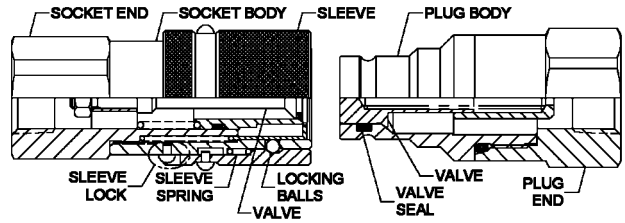





Series QA 29000 Flat Face



The Series QA 29000 is a flat face dry break or minimum spill hydraulic coupling. Body sizes are 1/4", 3/8", 3/4" and 1".

Features

- Ball lock
- Push-to-connect
- 3/8 and 1/2 inch couplings meet *HTMA dimensional standards
- Minimal fluid loss when disconnecting
- Minimal air inclusion when connecting
- NPTF and BSPP threads available
- Standard sleeve lock

*Hydraulic Tool Manufacturers Association

Standard Materials

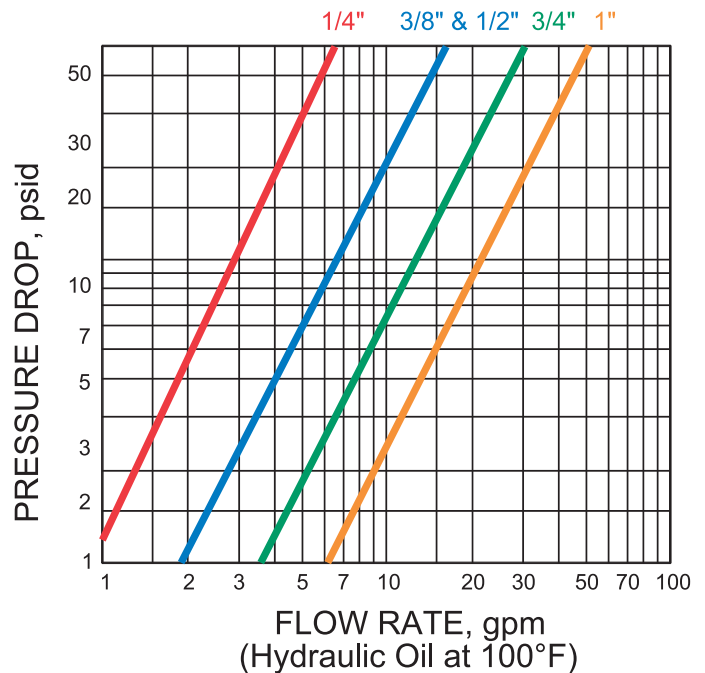
- Zinc plated steel construction
- Stainless steel springs and balls
- Buna-N (Nitrile) seals

Accessories

- Dust caps
(See page 67)

Rated Pressure

Body Size	Socket		Plug		Connected	
	PSI	BAR	PSI	BAR	PSI	BAR
1/4"	2,900	200	5,075	350	5,075	350
3/8"	2,900	200	5,075	350	5,075	350
3/4"	2,175	150	4,350	300	4,350	300
1"	2,030	140	3,625	250	3,625	250

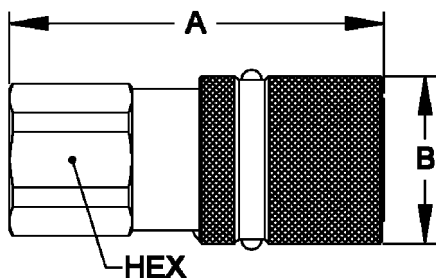



All dimensions in inches.

Series QA 29000 Flat Face



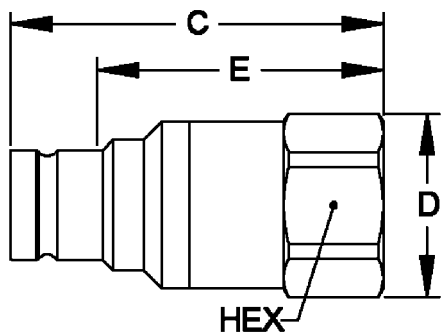
SOCKETS



Body Size (inch)	Part Number (Steel)	Thread Size (female)		Dimensions (inches)		
		NPTF	BSPP	A	B	Hex
1/4	QA 29211 00	1/4-18	—	2.07	1.06	0.91
1/4	QA 29011 00	—	1/4-19	2.07	1.06	0.91
3/8	QA 29221 00	3/8-18	—	2.81	1.26	1.06
3/8	QA 29021 00	—	3/8-19	2.81	1.26	1.06
3/8	QA 29231 00	1/2-14	—	2.81	1.26	1.06
3/8	QA 29031 00	—	1/2-14	2.81	1.26	1.06
3/4	QA 29241 00	3/4-14	—	3.11	1.50	1.38
3/4	QA 29041 00	—	3/4-14	3.11	1.50	1.38
1	QA 29251 00	1-11 1/2	—	3.29	1.89	1.81
1	QA 29051 00	—	1-11	3.29	1.89	1.81

A = Overall Length B = Maximum Diameter

PLUGS



Body Size (inch)	Part Number (Steel)	Thread Size (female)		Dimensions (inches)			
		NPTF	BSPP	C	D	E	Hex
1/4	QA 29212 00	1/4-18	—	2.11	0.98	1.71	0.91
1/4	QA 29012 00	—	1/4-19	2.11	0.98	1.71	0.91
3/8	QA 29222 00	3/8-18	—	2.64	1.30	2.03	1.18
3/8	QA 29022 00	—	3/8-19	2.64	1.30	2.03	1.18
3/8	QA 29232 00	1/2-14	—	2.76	1.30	2.15	1.18
3/8	QA 29032 00	—	1/2-14	2.76	1.30	2.15	1.18
3/4	QA 29242 00	3/4-14	—	2.83	1.56	2.13	1.38
3/4	QA 29042 00	—	3/4-14	2.83	1.56	2.13	1.38
1	QA 29252 00	1-11 1/2	—	3.21	1.97	2.38	1.81
1	QA 29052 00	—	1-11	3.21	1.97	2.38	1.81

C = Overall Length D = Maximum Diameter E = Exposed Length when Connected

TWO-WAY



All dimensions in inches.