



# Series AUTO-FLO 23 & 24

1/4" Nominal



Auto-Flo 23 Socket



ARO 210 Interchange Plug



Industrial Interchange Plug



Tru-Flate Interchange Plug



Auto-Flo 24 Socket



Auto-Flo 24 Plug

High flow, automatic Quick-Connect Couplings designed for use with compressed air.

See page 9 for One-Way Plug Interchange Chart.

### Features

- Auto-Flo 23 is the first automatic universal coupling designed to operate with Industrial, ARO 210 and Tru-Flate Interchange plugs
- Auto-Flo 24 operates with CEJN 320 and Rectus 25 Interchange plugs
- Easy, automatic, push-to-connect design provides instantaneous connection and disconnection of lines, plus automatic shut-off of socket end of line
- Sleeve guard protects against accidental disconnection

### Standard Materials

- Socket
  - Brass Body
  - Brass Valve
  - Zinc Plated Steel Sleeve
  - Buna-N (Nitrile) Seals
  - Stainless Steel Springs
  - Stainless Steel Locking Balls
- Plug
  - Industrial Interchange (Series 3000)
    - Zinc Plated Case-Hardened Steel
    - Brass
    - Stainless Steel
  - ARO 210, Tru-Flate and CEJN/Rectus Interchanges
    - Zinc Plated Case-Hardened Steel

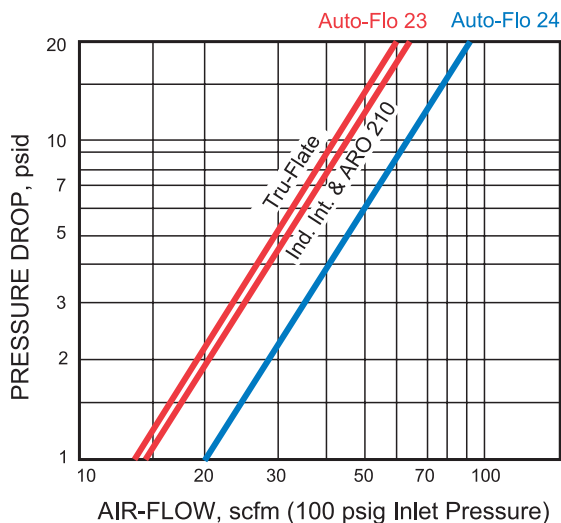
### Pressure Ratings

Series	PSI	BAR
Auto-Flo 23	150	10
Auto-Flo 24	150	10

### Flow Capacities

Plug Interchange	†Ac
Industrial	32
ARO 210	32
Tru-Flate	30
Auto-Flo 24	45

† Air flow (scfm) with 5 psi pressure drop and 100 psig inlet pressure



# Series AUTO-FLO 23 & 24

## 1/4" Nominal



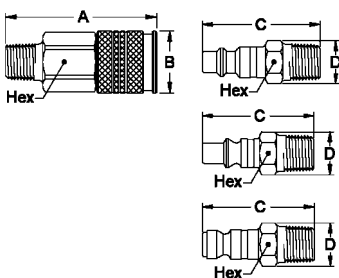
### SOCKETS

### Auto-Flo 23

### PLUGS

Part No.	Thread Size	Dimensions		
		A	B	HEX
B23AS-25M	1/4-18 NPTF	2.23	0.94	0.81
B23AS-25MBST	1/4-19 BSPT	2.23	0.94	0.81
B23AS-37M	3/8-18 NPTF	2.23	0.94	0.81
B23AS-37MBST	3/8-19 BSPT	2.23	0.94	0.81
B23AS-50MBST	1/2-14 BSPT	2.23	0.94	0.88

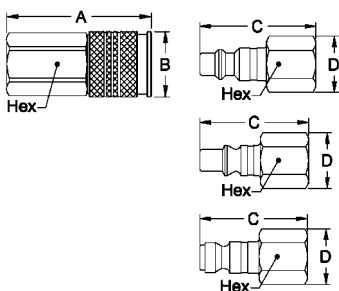
#### Male End Connections



Part No.	Thread Size	Dimensions		
		C	D	HEX
INDUSTRIAL INTERCHANGE (Series 3000, page 15)				
2608	1/4-18 NPTF	1.68	0.65	0.56
2608B	1/4-19 BSPT	1.68	0.65	0.56
20AP-37M	3/8-18 NPTF	1.68	0.79	0.69
ARO 210 INTERCHANGE				
21AP-25M	1/4-18 NPTF	1.65	0.65	0.56
21AP-37M	3/8-18 NPTF	1.65	0.79	0.69
Tru-Flate INTERCHANGE				

Part No.	Thread Size	Dimensions		
		A	B	HEX
B23AS-25F	1/4-18 NPTF	2.02	0.94	0.81
B23AS-25FBS	1/4-19 BSPP	2.02	0.94	0.81
B23AS-37F	3/8-18 NPTF	2.02	0.94	0.81
B23AS-37FBS	3/8-19 BSPP	2.02	0.94	0.81
B23AS-50FBS	3/8-14 BSPP	2.34	0.94	1.06

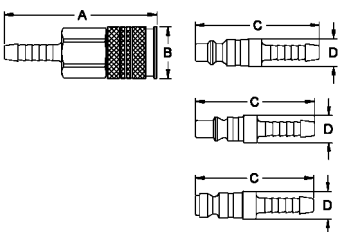
#### Female End Connections



Part No.	Thread Size	Dimensions		
		C	D	HEX
INDUSTRIAL INTERCHANGE (Series 3000, page 15)				
2609	1/4-18 NPTF	1.55	0.79	0.69
2609B	1/4-19 BSPP	1.55	0.79	0.69
20AP-37F	3/8-18 NPTF	1.61	0.94	0.81
ARO 210 INTERCHANGE				
21AP-25F	1/4-18 NPTF	1.53	0.79	0.69
21AP-37F	3/8-18 NPTF	1.59	0.94	0.81
Tru-Flate INTERCHANGE				

#### Hose Stem End Connections

Part No.	Hose I.D.	Dimensions	
		A	B
B23AS-25H	1/4"	2.76	0.94
B23AS-31H	5/16"	2.73	0.94
B23AS-37H	3/8"	2.73	0.94
B23AS-50H	1/2"	2.70	0.94



Part No.	Hose I.D.	Dimensions	
		C	D
INDUSTRIAL INTERCHANGE (Series 3000, page 15)			
3946	1/4"	2.14	0.50
3947	5/16"	2.14	0.50
22238	3/8"	2.14	0.50
ARO 210 INTERCHANGE			
21AP-25H	1/4"	2.12	0.50
21AP-37H	3/8"	2.12	0.50
Tru-Flate INTERCHANGE			

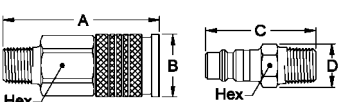
### SOCKETS

### Auto-Flo 24

### PLUGS

Part No.	Thread Size	Dimensions		
		A	B	HEX
B24AS-25M	1/4-18 NPTF	2.27	0.94	0.81
B24AS-25MBST	1/4-19 BSPT	2.27	0.94	0.81
B24AS-37MBST	3/8-19 BSPT	2.27	0.94	0.81
B24AS-50MBST	1/2-14 BSPT	2.27	0.94	0.88

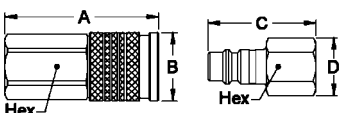
#### Male End Connections



Part No.	Thread Size	Dimensions		
		C	D	HEX
INDUSTRIAL INTERCHANGE (Series 3000, page 15)				
24AP-25MG	1/4-18 NPTF	1.64	0.65	0.56
24AP-25MBST	1/4-19 BSPT	1.62	0.65	0.56
24AP-37MBST	3/8-19 BSPT	1.62	0.79	0.69
24AP-50MBST	1/2-14 BSPT	1.88	1.01	0.88

Part No.	Thread Size	Dimensions		
		A	B	HEX
B24AS-25F	1/4-18 NPTF	2.06	0.94	0.81
B24AS-25FBS	1/4-19 BSPP	2.06	0.94	0.81
B24AS-37FBS	3/8-19 BSPP	2.06	0.94	0.81
B24AS-50FBS	1/2-14 BSPP	2.38	0.94	1.06

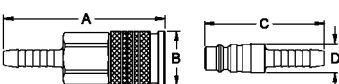
#### Female End Connections



Part No.	Thread Size	Dimensions		
		C	D	HEX
INDUSTRIAL INTERCHANGE (Series 3000, page 15)				
24AP-25FG	1/4-18 NPTF	1.49	0.79	0.69
24AP-25FBS	1/4-19 BSPP	1.46	0.79	0.69
24AP-37FBS	3/8-19 BSPP	1.52	0.94	0.81
24AP-50FBS	1/2-14 BSPP	1.65	1.23	1.06

Part No.	Hose I.D.	Dimensions	
		A	B
B24AS-25H	1/4"	2.80	0.94
B24AS-31H	5/16"	2.77	0.94
B24AS-37H	3/8"	2.77	0.94
B24AS-50H	1/2"	2.74	0.94

#### Hose Stem End Connections



Part No.	Hose I.D.	Dimensions	
		C	D
INDUSTRIAL INTERCHANGE (Series 3000, page 15)			
24AP-25H	1/4"	2.08	0.50
24AP-31H	5/16"	2.08	0.50
24AP-37H	3/8"	2.08	0.50
24AP-50H	1/2"	2.08	0.63

All dimensions in inches.

