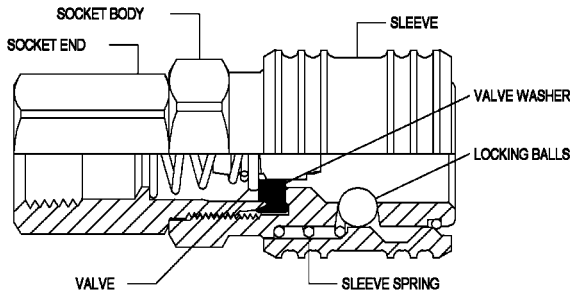




Series 1000/400/500

Industrial Interchange



Industrial Interchange Ball Lock Quick-Connect Couplings designed for compressed air, gases, and liquids. Body sizes are 1/4", 3/8" and 1/2".

Features

- Ball lock
- Manual operation
- Rugged, reliable
- 1/4" and 1/2" sockets accept MIL-C-4109 plugs
- Optional sleeve lock prevents accidental disconnection
- Optional seal and valve materials available
- Optional stainless steel socket (Series 1000 only)
- Series 400 sockets accept Tru-Flate Interchange plugs and Industrial Interchange plugs

Standard Materials

- Socket
 - Brass Body
 - Nickel Plated Steel Sleeve
 - Zinc Plated Steel Valve
 - Buna-N (Nitrile) Seal
 - Stainless Steel Springs
 - Stainless Steel Locking Balls
- Plug
 - Zinc Plated Case-Hardened Steel (All Sizes)
 - Brass (All Sizes)
 - Stainless Steel (Series 1000)

Accessories

- Dust caps and dust plugs (See page 66)

Rated Pressure

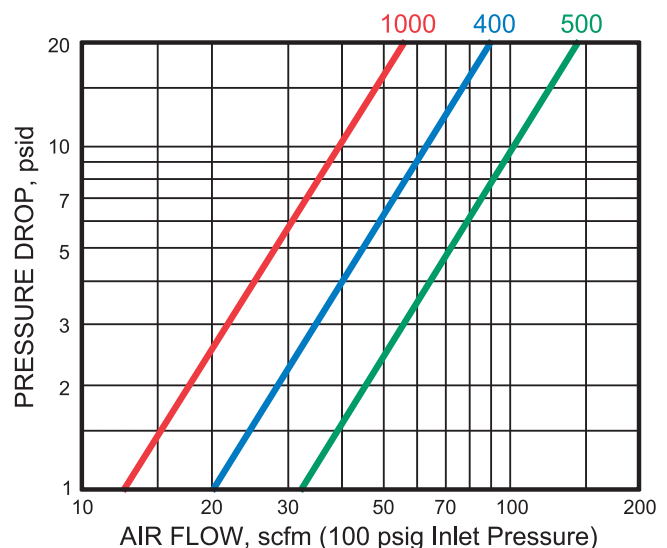
Series	Size	PSI	BAR
1000	1/4"	2,000	138
400	3/8"	1,000	69
500	1/2"	500	35

NOTE: Series 400 operating pressure is 150 psi when connected to Truflate Interchange plug.

Flow Capacity

Series	†Ac
1000	28
400	45
500	72

† Air flow (scfm) with 5 psi pressure drop and 100 psig inlet pressure





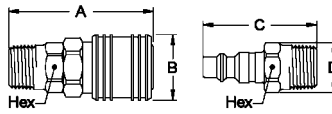
Series 400 3/8" Nominal

SOCKETS

PLUGS

Part No.	Thread Size	Dimensions		
		A	B	HEX
410-A	1/8-27 NPTF	2.20	1.13	0.88
410	1/4-18 NPTF	2.35	1.13	0.88
430	3/8-18 NPTF	2.35	1.13	0.88
450	1/2-14 NPTF	2.54	1.13	0.88

Male End Connections

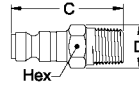


Part No.	Thread Size	Dimensions		
		C	D	HEX
38	1/8-27 NPTF	1.72	0.72	0.63
40	1/4-18 NPTF	1.88	0.72	0.63
40G†	1/4-18 NPTF	2.65	0.77	0.69
42	3/8-18 NPTF	1.88	0.79	0.69
42G†	3/8-18 NPTF	2.65	0.77	0.69
44	1/2-14 NPTF	2.09	1.01	0.88

Brass

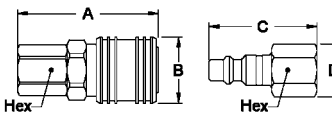
B-40	1/4-18 NPTF	1.88	0.70	0.63
B-42	3/8-18 NPTF	1.88	0.77	0.69

Part No.	Thread Size	Dimensions		
		C	D	HEX
31AP-25M	1/4-18 NPTF	1.85	0.72	0.63
31AP-37M	3/8-18 NPTF	1.85	0.79	0.69



Part No.	Thread Size	Dimensions		
		A	B	HEX
400-A	1/8-27 NPTF	2.10	1.13	0.88
400	1/4-18 NPTF	2.10	1.13	0.88
420	3/8-18 NPTF	2.35	1.13	0.88
440	1/2-14 NPTF	2.62	1.13	1.00

Female End Connections

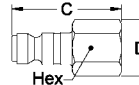


Part No.	Thread Size	Dimensions		
		C	D	HEX
41	1/4-18 NPTF	1.63	0.79	0.69
41G†	1/4-18 NPTF	2.56	0.77	0.69
43	3/8-18 NPTF	1.81	0.94	0.81
43G†	3/8-18 NPTF	2.62	0.84	0.75
45	1/2-14 NPTF	2.06	1.15	1.00

Brass

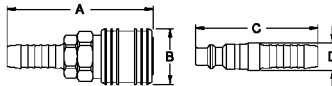
B-43	3/8-18 NPTF	1.81	0.91	0.81
------	-------------	------	------	------

Part No.	Thread Size	Dimensions		
		C	D	HEX
31AP-25F	1/4-18 NPTF	1.60	0.79	0.69
31AP-37F	3/8-18 NPTF	1.78	0.94	0.81



Part No.	Hose I.D.	Dimensions	
		A	B
4004	1/4"	2.82	1.13
4050	5/16"	2.82	1.13
4006	3/8"	2.82	1.13
4008	1/2"	2.82	1.13

Hose Stem End Connections



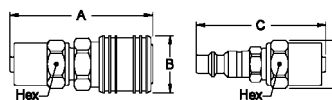
Part No.	Hose I.D.	Dimensions	
		C	D
404	1/4"	2.34	0.63
406	3/8"	2.34	0.63
408	1/2"	2.34	0.81

Brass

B-406	3/8"	2.34	0.63
-------	------	------	------

Part No.	Hose		Dimensions		
	I.D.	O.D.	A	B	HEX
40-SB3	1/4"	1/2"	2.92	1.13	0.63
40-SB7	1/4"	5/8"	2.92	1.13	0.75
40-SD7	3/8"	5/8"	3.04	1.13	0.75
40-SD9	3/8"	11/16"	3.04	1.13	0.81
40-SD11	3/8"	3/4"	3.04	1.13	0.88
40-SD13	3/8"	13/16"	3.04	1.13	0.94
40-SP13	1/2"	13/16"	3.67	1.13	0.94
40-SP15	1/2"	7/8"	3.67	1.13	1.00
40-SP17	1/2"	15/16"	3.67	1.13	1.06
40-SP19	1/2"	1"	3.67	1.13	1.13

Hose Clamp End Connections



Part No.	Hose		Dimensions		
	I.D.	O.D.	C	D	HEX
4-PB1	1/4"	15/32"	2.44	0.70	0.63
4-PB3	1/4"	1/2"	2.44	0.70	0.63
4-PB5	1/4"	9/16"	2.44	0.77	0.69
4-PB7	1/4"	5/8"	2.44	0.84	0.75
4-PB9	1/4"	11/16"	2.44	0.91	0.81
4-PB11	1/4"	3/4"	2.44	0.98	0.88
4-PD5	3/8"	9/16"	2.56	0.77	0.69
4-PD7	3/8"	5/8"	2.56	0.84	0.75
4-PD9	3/8"	11/16"	2.56	0.91	0.81
4-PD11	3/8"	3/4"	2.56	0.98	0.88
4-PD13	3/8"	13/16"	2.56	1.05	0.94
4-PD15	3/8"	7/8"	2.56	1.12	1.00
4-PP13	1/2"	13/16"	3.25	1.05	0.94
4-PP15	1/2"	7/8"	3.25	1.12	1.00
4-PP17	1/2"	15/16"	3.25	1.19	1.06
4-PP19	1/2"	1"	3.25	1.26	1.13

†With Bleeder Ball Check – Reduces hose whip when disconnecting.

How to build a socket part number with options:

- Notes:
- 1) Some part numbers may be subject to minimum order quantities.
 - 2) Options not shown may be available by special quotation. Consult your Hansen distributor.

Example: 400 - BV - SL - 143

Standard Part Number from Socket Tables Above

Valve Material:
BV = Brass
LLV = 303 Stainless Steel

Seal Material:
138 = Silicone
143 = Viton
192 = EPDM

SL = Sleeve Lock

All dimensions in inches.